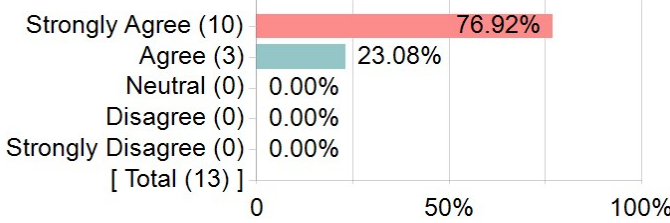
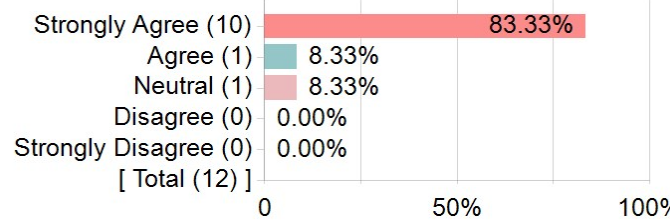


# MEJO Individual Evaluation Report for MEJO 121-009 INTRO TO DIGITAL STORYTELLING by Madison Cavalchire

Project Title: **UNC Hussman School of Journalism and Media Course Evaluations for Spring 2021**

Course Audience: **18**  
Responses Received: **13**  
Response Ratio: **72.22%**

### Common Questions About the Course

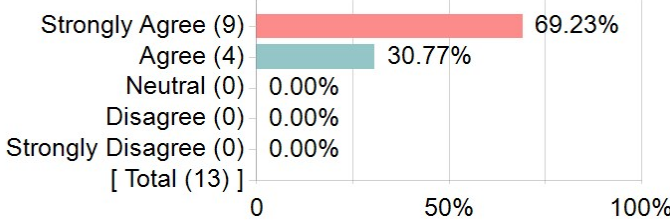
1. The course syllabus, learning objectives, schedule and grading scheme were clear to me.	2. The course content included a variety of cultures and/or perspectives, acknowledging diversity of society, thought and opinion.
	
Statistics	Value
Mean	4.77
Median	5.00
Standard Deviation	0.44
Statistics	Value
Mean	4.75
Median	5.00
Standard Deviation	0.62

### Common Questions About the Course (School Norm)

Question	Course						School (SOJ-ORG)					
	Response Count	Mean	Standard Deviation	Median	Min	Max	Response Count	Mean	Standard Deviation	Median	Min	Max
The course syllabus, learning objectives, schedule and grading scheme were clear to me.	13	4.77	0.44	5.00	4.00	5.00	2065	4.37	0.87	5.00	1.00	5.00
The course content included a variety of cultures and/or perspectives, acknowledging diversity of society, thought and opinion.	12	4.75	0.62	5.00	3.00	5.00	2047	4.44	0.77	5.00	1.00	5.00
Overall	-	4.76	0.52	-	-	-	-	4.41	-	-	-	-

### Undergraduate Skills - About the Course

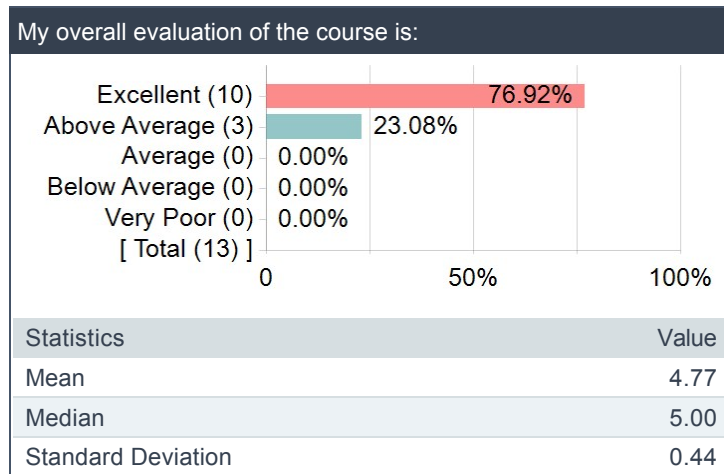
The course helped me develop the ability to communicate clearly about this subject.

The course helped me develop the ability to communicate clearly about this subject.

Statistics
Value
Mean
4.69
Median
5.00
Standard Deviation
0.48

### Undergraduate Skills - About the Course (School Norm)

Question	Course						School (SOJ-ORG)					
	Response Count	Mean	Standard Deviation	Median	Min	Max	Response Count	Mean	Standard Deviation	Median	Min	Max
The course helped me develop the ability to communicate clearly about this subject.	13	4.69	0.48	5.00	4.00	5.00	888	4.55	0.67	5.00	1.00	5.00
Overall	-	4.69	0.48	-	-	-	-	4.55	-	-	-	-

### My overall evaluation of the course is:



### My overall evaluation of the course is: (School Norm)

Question	Course						School (SOJ-ORG)					
	Response Count	Mean	Standard Deviation	Median	Min	Max	Response Count	Mean	Standard Deviation	Median	Min	Max
My overall evaluation of the course is:	13	4.77	0.44	5.00	4.00	5.00	2066	4.38	0.84	5.00	1.00	5.00
Overall	-	4.77	0.44	-	-	-	-	4.38	-	-	-	-

### Please use this space to comment on any of the previous items in relation to the course:

Comments
LOVE Madison and this class was super helpful. She's great at teaching.
Really fun course
This course taught me things I never thought I would learn in college. Although a little difficult and tedious at times since I'm not a huge computer person, I'm so glad I have gained more knowledge in technology, coding, video and website design, as I believe it is integral information to know these days and will help with getting jobs in the future. I am definitely glad I took this class as I really enjoyed interviewing people and putting a video together.
The day-by-day syllabus was very helpful as it allowed me to check my progress and hold myself accountable.
madison is super genuine and enthusiastically supportive of her students!
I walked out of this course genuinely feeling like I learned a lot. None of the assignments felt like busy work but rather felt like a learning experience. I learned how to make a video story and code my own website in the same class. That's amazing.

### Questions About Madison Cavalchire

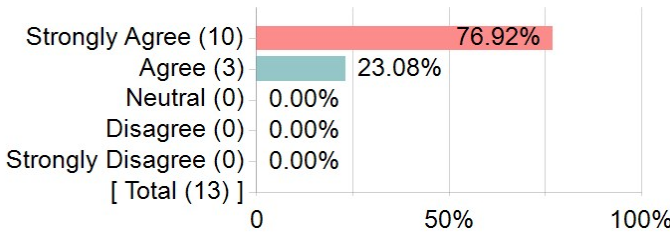
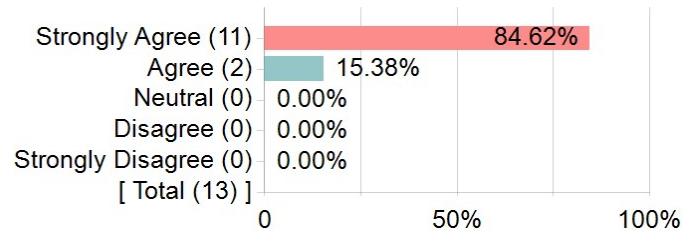
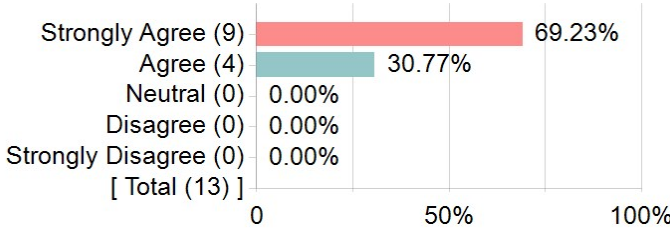
1. The instructor provided opportunities to ask questions of and/or provide comments to the instructor (in class, during office hours, via e-mail, etc.).	2. The instructor provided feedback that allowed me to improve upon my work throughout the semester.																																										
<table border="1" style="margin-top: 10px; width: 100%; border-collapse: collapse;"> <thead> <tr> <th>Response</th> <th>Count</th> <th>Percentage</th> </tr> </thead> <tbody> <tr> <td>Strongly Agree</td> <td>12</td> <td>92.31%</td> </tr> <tr> <td>Agree</td> <td>1</td> <td>7.69%</td> </tr> <tr> <td>Neutral</td> <td>0</td> <td>0.00%</td> </tr> <tr> <td>Disagree</td> <td>0</td> <td>0.00%</td> </tr> <tr> <td>Strongly Disagree</td> <td>0</td> <td>0.00%</td> </tr> <tr> <td><b>Total</b></td> <td><b>13</b></td> <td></td> </tr> </tbody> </table>	Response	Count	Percentage	Strongly Agree	12	92.31%	Agree	1	7.69%	Neutral	0	0.00%	Disagree	0	0.00%	Strongly Disagree	0	0.00%	<b>Total</b>	<b>13</b>		<table border="1" style="margin-top: 10px; width: 100%; border-collapse: collapse;"> <thead> <tr> <th>Response</th> <th>Count</th> <th>Percentage</th> </tr> </thead> <tbody> <tr> <td>Strongly Agree</td> <td>10</td> <td>76.92%</td> </tr> <tr> <td>Agree</td> <td>3</td> <td>23.08%</td> </tr> <tr> <td>Neutral</td> <td>0</td> <td>0.00%</td> </tr> <tr> <td>Disagree</td> <td>0</td> <td>0.00%</td> </tr> <tr> <td>Strongly Disagree</td> <td>0</td> <td>0.00%</td> </tr> <tr> <td><b>Total</b></td> <td><b>13</b></td> <td></td> </tr> </tbody> </table>	Response	Count	Percentage	Strongly Agree	10	76.92%	Agree	3	23.08%	Neutral	0	0.00%	Disagree	0	0.00%	Strongly Disagree	0	0.00%	<b>Total</b>	<b>13</b>	
Response	Count	Percentage																																									
Strongly Agree	12	92.31%																																									
Agree	1	7.69%																																									
Neutral	0	0.00%																																									
Disagree	0	0.00%																																									
Strongly Disagree	0	0.00%																																									
<b>Total</b>	<b>13</b>																																										
Response	Count	Percentage																																									
Strongly Agree	10	76.92%																																									
Agree	3	23.08%																																									
Neutral	0	0.00%																																									
Disagree	0	0.00%																																									
Strongly Disagree	0	0.00%																																									
<b>Total</b>	<b>13</b>																																										
<table border="1" style="width: 100%; border-collapse: collapse;"> <thead> <tr> <th>Statistics</th> <th>Value</th> </tr> </thead> <tbody> <tr> <td>Mean</td> <td>4.92</td> </tr> <tr> <td>Median</td> <td>5.00</td> </tr> <tr> <td>Standard Deviation</td> <td>0.28</td> </tr> </tbody> </table>	Statistics	Value	Mean	4.92	Median	5.00	Standard Deviation	0.28	<table border="1" style="width: 100%; border-collapse: collapse;"> <thead> <tr> <th>Statistics</th> <th>Value</th> </tr> </thead> <tbody> <tr> <td>Mean</td> <td>4.77</td> </tr> <tr> <td>Median</td> <td>5.00</td> </tr> <tr> <td>Standard Deviation</td> <td>0.44</td> </tr> </tbody> </table>	Statistics	Value	Mean	4.77	Median	5.00	Standard Deviation	0.44																										
Statistics	Value																																										
Mean	4.92																																										
Median	5.00																																										
Standard Deviation	0.28																																										
Statistics	Value																																										
Mean	4.77																																										
Median	5.00																																										
Standard Deviation	0.44																																										

3. The instructor skillfully facilitated student involvement and collaboration in the online environment.																					
<table border="1" style="margin-top: 10px; width: 100%; border-collapse: collapse;"> <thead> <tr> <th>Response</th> <th>Count</th> <th>Percentage</th> </tr> </thead> <tbody> <tr> <td>Strongly Agree</td> <td>12</td> <td>92.31%</td> </tr> <tr> <td>Agree</td> <td>1</td> <td>7.69%</td> </tr> <tr> <td>Neutral</td> <td>0</td> <td>0.00%</td> </tr> <tr> <td>Disagree</td> <td>0</td> <td>0.00%</td> </tr> <tr> <td>Strongly Disagree</td> <td>0</td> <td>0.00%</td> </tr> <tr> <td><b>Total</b></td> <td><b>13</b></td> <td></td> </tr> </tbody> </table>	Response	Count	Percentage	Strongly Agree	12	92.31%	Agree	1	7.69%	Neutral	0	0.00%	Disagree	0	0.00%	Strongly Disagree	0	0.00%	<b>Total</b>	<b>13</b>	
Response	Count	Percentage																			
Strongly Agree	12	92.31%																			
Agree	1	7.69%																			
Neutral	0	0.00%																			
Disagree	0	0.00%																			
Strongly Disagree	0	0.00%																			
<b>Total</b>	<b>13</b>																				
<table border="1" style="width: 100%; border-collapse: collapse;"> <thead> <tr> <th>Statistics</th> <th>Value</th> </tr> </thead> <tbody> <tr> <td>Mean</td> <td>4.92</td> </tr> <tr> <td>Median</td> <td>5.00</td> </tr> <tr> <td>Standard Deviation</td> <td>0.28</td> </tr> </tbody> </table>	Statistics	Value	Mean	4.92	Median	5.00	Standard Deviation	0.28													
Statistics	Value																				
Mean	4.92																				
Median	5.00																				
Standard Deviation	0.28																				

**Questions About Madison Cavalchire (School Norm)**

Question	Course						School (SOJ-ORG)					
	Response Count	Mean	Standard Deviation	Median	Min	Max	Response Count	Mean	Standard Deviation	Median	Min	Max
The instructor provided opportunities to ask questions of and/or provide comments to the instructor (in class, during office hours, via e-mail, etc.).	13	4.92	0.28	5.00	4.00	5.00	2284	4.73	0.54	5.00	1.00	5.00
The instructor provided feedback that allowed me to improve upon my work throughout the semester.	13	4.77	0.44	5.00	4.00	5.00	2278	4.44	0.86	5.00	1.00	5.00
The instructor skillfully facilitated student involvement and collaboration in the online environment.	13	4.92	0.28	5.00	4.00	5.00	2277	4.56	0.74	5.00	1.00	5.00
Overall	-	4.87	0.34	-	-	-	-	4.58	-	-	-	-

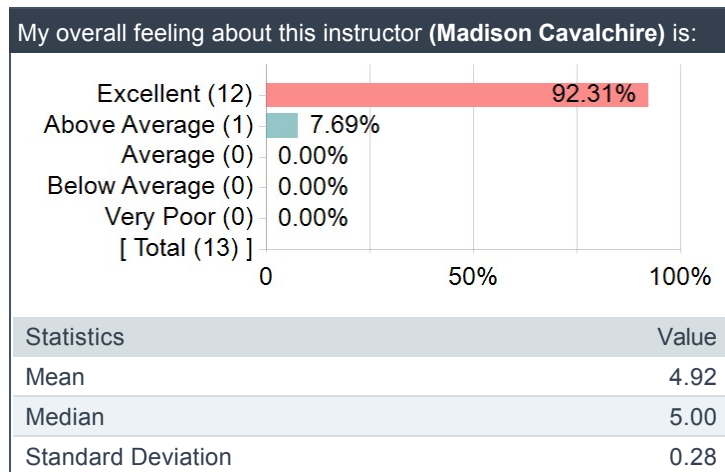
### Undergraduate Skills - About Madison Cavalchire

1. The instructor's way of teaching allowed me to develop or enhance the skills covered by the course.		2. The instructor provided useful examples to illustrate the principles behind skills taught in the course.	
			
Statistics	Value	Statistics	Value
Mean	4.77	Mean	4.85
Median	5.00	Median	5.00
Standard Deviation	0.44	Standard Deviation	0.38
3. The instructor was able to demonstrate the skills taught in the course.			
			
Statistics	Value		
Mean	4.69		
Median	5.00		
Standard Deviation	0.48		

### Undergraduate Skills - About Madison Cavalchire (School Norm)

Question	Course						School (SOJ-ORG)					
	Response Count	Mean	Standard Deviation	Median	Min	Max	Response Count	Mean	Standard Deviation	Median	Min	Max
The instructor's way of teaching allowed me to develop or enhance the skills covered by the course.	13	4.77	0.44	5.00	4.00	5.00	889	4.52	0.76	5.00	1.00	5.00
The instructor provided useful examples to illustrate the principles behind skills taught in the course.	13	4.85	0.38	5.00	4.00	5.00	889	4.62	0.69	5.00	1.00	5.00
The instructor was able to demonstrate the skills taught in the course.	13	4.69	0.48	5.00	4.00	5.00	886	4.68	0.60	5.00	1.00	5.00
Overall	-	4.77	0.43	-	-	-	-	4.61	-	-	-	-

**My overall feeling about this instructor (Madison Cavalchire) is:**



**My overall feeling about this instructor (Madison Cavalchire) is: (School Norm)**

Question	Course						School (SOJ-ORG)					
	Response Count	Mean	Standard Deviation	Median	Min	Max	Response Count	Mean	Standard Deviation	Median	Min	Max
My overall feeling about this instructor (Madison Cavalchire) is:	13	4.92	0.28	5.00	4.00	5.00	2285	4.59	0.71	5.00	1.00	5.00
Overall	-	4.92	0.28	-	-	-	-	4.59	-	-	-	-

**Please use this space to comment on any of the previous items in relation to the instructor, Madison Cavalchire.**

Comments
Madison Cavalchire is such a great asset to the Hussman School!!! She is just plain awesome. She's the most understanding, kind, relatable and fun professor I've ever had. She's young so she knows all the struggles of a college kid and does whatever she can to help ensure we aren't too stressed out. Each time she introduced a new topic to us, she showed us previous students' examples so we could get an idea of what the assignment entailed. Madison makes school so fun while also teaching us valuable information. She also gave us a lot of specific feedback for each of our assignments so we know what could use improvement for the future. This class gave me the foundation of job hunting by having us make a portfolio site. Madison was also available literally 24/7 to answer questions and always responded within 5 mins. UNC is lucky to have her and so is each student who takes her class!! The only thing I would say is that some of her lectures were dragged out and could've been typed in an email rather than an hour and 15 min class. For example, showing us how to install WordPress two classes in a row was a little repetitive. But she's amazing and I love her!
absolutely loved having Madison as a professor for this class, she is so understanding and over-all an amazing human who actually cares for her students
Madison is an awesome professor, and I would recommend anyone taking MEJO-121 to take her class. Every day, she brought an exceptional level of energy to class; it was clear she is really passionate about teaching and seeing her students grow. Even though I had basically no experience in film and web design before this class, I feel like I have sense learned so much. Thanks for everything, and I hope she sticks around as a professor.
She provided us with plenty of useful examples and helpful feedback. I appreciated her ability to respond quickly to emails and for being quite accommodating.
No exaggeration, Madison is one of the best professors I have ever had at the MEJO school and I am a junior which says a lot. She is so kind and approachable. I have dropped into her office hours and lab days the countless amount of times and she is always there to help. She teaches the material in a way that is relatable and relevant. Most importantly, she keeps the student's mental health needs at the forefront. When I had COVID, I had professors who barely gave me any assistance or extensions. Madison was so understanding and kind and sincerely worried about my well-being. A professor who can teach well puts the student's needs first, and is always kind is very hard to come across. Madison does these things on a regular basis without fail.

